



Inspiring our **community** of learners.



Starting Prep at Tewanin State School
2023

I AM SAFE

I AM RESPECTFUL

I AM A LEARNER

Welcome to Tewanin State School in 2023



Dear Parents and Carers,

On behalf of our whole school community I would like to welcome you to Prep at Tewanin State School.

Tewanin State School holds a special place for many generations of local families. At nearly 150 years old, we have inspired countless students who have achieved amazing successes in their lives. We are a community where learners, teachers, staff and families are committed to create happy and fulfilled students.

We believe in:

*Inspiring our community of learners

- * Developing trusting relationships that build friendships for life
- * Fostering a supported and creative environment
- * Focusing on kindness, learning and happiness.

The early years of learning are among the most significant periods of growth for children. Experiences during this time not only affect cognitive, social and physical development, but also deeply influence dispositions to learning and children's views of themselves as learners.

Tewanin State School's Prep Year is designed to cater for each child's needs and to foster a love of learning. We acknowledge and build on the wealth of learning experiences you have already provided. We welcome parents in to our classrooms, together we share your child's educational journey.

Your child and family are important new members of our school community and we trust this will be the beginning of a long and productive partnership.

Again, welcome to Tewanin State School!

Sincerely,

Rob Jennings
Principal
Tewanin State School

Starting School

Starting school is an exciting and happy time for parents and students. The children have heard and talked about school at kindergarten and have had several opportunities to visit Tewanin State School. Now it is finally their time to start!

We would like to join with you in making your child's transition to school as smooth as possible. The staff at Tewanin State School will work hard to ensure that your child receives the best educational opportunities.

Included in this booklet is information that you will need to know about starting Prep at Tewanin State School.

The transition to school is fun and exciting. Children learn many new skills quickly which will bring a lot of exciting changes to their lives. These will include:

- First steps to independence
- Separation from home
- New feelings
- New friends
- New experiences
- New settings
- New routines

We will work closely with you to make sure you and your child feel comfortable with these changes.



The First Day

It is natural if your child has some fear about starting school. You may even find the first day very hard. Try to be **positive** and **happy** about your child starting school and you will find that they will be too. Talk to them about the exciting things to look forward to including new friends, games, great books, friendly teachers and fun. Don't forget to draw on the experiences they have already had on their visits to Tewanin State School.

On the first day of school, please wait outside the Prep classrooms until the Prep teachers open the door and invite you in. Please help your child unpack their bag. Teachers will direct families to where book packs should be unpacked and drink bottles and lunches placed. Leave your child at an activity with the teacher in a relaxed and confident manner. Say a cheerful farewell after reassuring him / her that you will be back in the afternoon.

First day reminders

School starts at 8.55am. Prep classrooms open from 8.30am.

Children should be dressed in TSS uniform.

Children will need to **bring with them:**

- Tewanin SS wide brimmed PREP hat. School hats are compulsory for outdoor play at Tewanin SS
- Library bag – this is included in your Book Pack
- Fruit snack, morning tea and lunch. Ideally in an insulated lunch bag. Please name *everything!*
- Water bottle. Plastic please. No glass or cans.
- Spare set of underwear, socks, pants and shirt to be left in school bag in case of emergencies (toilet accidents, slips and spills)

Preparation for school

As parents you will realise that coping with periods of separation is part of a normal, healthy development for your child. In our experience, children who cry on the first day, stop soon after the parent leaves. We understand that as parents, this can be difficult and that you may also feel upset too. We encourage you to reassure your child, give them a hug goodbye and leave them with the teacher or teacher aide.

Preparing for school can include the following;

- Say and recognise their first name
- Teach them to write their name
- Recognise their named belongings
- Go to the toilet independently
- Dress and undress independently
- Pack lunch and eat it at home
- Play with numbers, count the steps, clap three times etc
- Encourage them to write – shopping lists, birthday cards
- Practice putting on school shoes
- Read, read, read to your child. It makes a difference. Eg; nursery rhymes.
- Talk, talk, talk – oral language skills aid their reading skills
- Practice taking turns during conversations

Term dates for 2023

Term 1

Monday 23rd January – Friday 31st March

Term 2

Monday 17th April – Friday 23rd June

Term 3

Monday 10th July – Friday 15th September

Term 4

Tuesday 3rd October – Friday 8th December

Daily bell times

8.50am – music plays to signal heading in to class

8.55am – Bell to commence class (first session)

10.55am – Bell to signal eating time (Little lunch)

11.05am – Bell to signal play time

11.35am – Bell to signal return to class (middle session)

1.05pm – Bell to signal eating time (Big Lunch)

1.15pm – Bell to signal play time

1.45pm - Bell to signal return to class (last session)

2.45pm – Bell to signal end of day

School Uniform

Our school community endorses the wearing of a school uniform. All students are expected to wear full school uniform at all times.

Tewantin State School Prep Uniform consists of a blue PREP hat, TSS School shirt and TSS blue shorts or skort, white socks and black shoes.

Clothing and equipment must be clearly marked with the child's name to make identification easy. No responsibility is accepted for un-named items.

Lost property is placed on Block B veranda. At regular intervals, unclaimed items are given to a local charitable organisation.

Uniforms can be purchased at the Uniform Shop on Wednesday mornings, 8.00 – 9.00am, or alternatively online via our QuickCliq ordering system. <https://www.quickcliq.com.au/>

2023 Opening Hours are;

Friday 20th January, 9.00am – 12.00pm

Monday 23rd, Tuesday 24th, Wednesday 25th and Friday 27th January, 8.00am – 9.00am.

The Student Council operates Free Dress Days where students attend school in casual attire in exchange for a gold coin donation. The funds raised either go to a charity or to provide improvements to the school.

The term, “free dress” does not include make-up, fancy dress, singlets, caps, tank tops or items of clothing which are not sun safe or which are offensive. The support of parents in relation to this is greatly appreciated.

Parent Helpers

We love having parents and grandparents help out in the classroom. There are many ways you can help;

- Reading, listening to and changing books
- Helping with reading activities in the classroom
- Helping with writing activities in the classroom
- Helping with maths activities in the classroom
- Helping in our school garden
- NAIDOC and Harmony Day events
- Volunteering to go on class excursions
- Volunteering in the tuckshop
- Mothers / Fathers Day stalls
- Colour fun runs
- Joining our P&C Association

What you gain from being involved

- A better understanding / appreciation of school life – curriculum, programs, organisation, teaching strategies, learning styles
- Get to know your child's friends, school staff and other parents
- Develop strong communication links
- Your presence can provide your child with increased confidence and support in tackling school tasks
- A feeling of belonging as an integral part of the Tewanin State School community

Money

Most payments can be made online via the BPoint link on your child's invoices. However, at times money will need to be brought to school. Please ensure that money is in a sealed envelope and clearly marked with your child's name and class and given to the front office or class teacher on arrival at school.

Please do not send children with loose money to school. Money for lunch orders (if not ordered online) needs to be in a clearly marked lunch order bag and placed in the tuckshop box in your child's classroom.

Contacting your child's classroom teacher

At times, you will need to contact your child's teacher to discuss important information, concerns or queries. The best way to contact teachers is via email. The mornings can be very busy. Teachers will communicate their email addresses with their parents at the commencement of the school year.

Health and Welfare

- If your child is unwell they need to stay at home until they have recovered.
- Please call the student absence line (5335 8866) to register their absence.
- Unfortunately all schools experience spates of head lice. Please regularly check your child's head for any signs of lice / eggs. Please notify the school if you find lice or eggs on your child. If your child has head lice, they can not return to school until have undergone a treatment.

Child security at school

- Prep students are supervised by teachers in their classrooms between 8.30 – 2.45pm. We request that prep students are dropped directly to the classroom, or are booked in to OSHC if this is not possible.
- If you wish to collect your child early during the course of the day, please come in to the front office to complete our 'sign out' procedure.
- All late students should report to the office to 'sign in' prior to heading to class
- All visitors to the school need to report to the front office to sign in.

Punctuality

Parents are requested to drop off and collect their children on time from their classroom.

Rolls are marked at 8.55am and morning messages read. Late students miss out on important messages and preparation for the day ahead. It can also be distressing and cause anxiety for children entering the classroom when work is already under way.

Our final bell for the day is 2.45pm. If parents are unable to collect their children at this time it is requested that a booking at our Out Of School Hours Care (OSHC) is made.

Out of School Hours Care

Tewantin State School is in the enviable position of having our Before School, After School and Vacation Care onsite, run by our wonderful P&C.

Registration and enrolments for OSHC is run directly by their team. Please contact them on 0467 319 530 or tsspcoshc@gmail.com

School Communication

A regular school newsletter is emailed to parents and uploaded to the website and Facebook. These newsletters are an important way to keep up to date with school news, important dates and class activities.

Our school **Facebook** page is updated daily with current news, reminders and celebrations on daily activities.

<https://www.facebook.com/TewantinStateSchool/>

School APP

No more lost or squashed notes!

Tewantin State School has a school App!!! Our App will help keep you up to date with what is happening at our great school. You will have news in a convenient portable way that you can access and refer to whenever you need to.

Our school APP is FREE for you to download and is part of our commitment to communicate with parents, delivering the school's latest news, events, push notifications and much, much more.

With our Tewantin State School APP you will receive notifications directly from the office. There are already links to our Website, QuickCliq lunch ordering system and Bpoint. It will be a convenient way to check out our latest newsletter, be aware of events on our calendar and lots more.

Explore the App at your leisure. The App will continue to evolve and expand so watch out for updates!

Birthdays

We think your child's birthday is special too. We love to celebrate birthdays in Prep. Maybe you would like to bring in cupcakes or icy-poles to share with the class.

INSTALLING SZapp

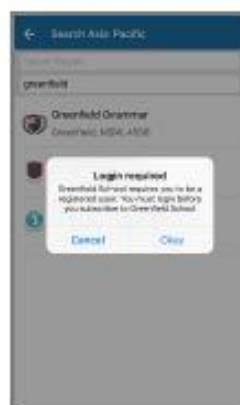
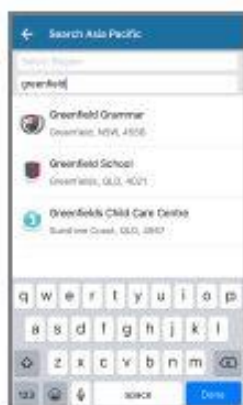


Apple devices:

1. On your device, open the App Store.
2. Search the App Store for SZapp.
3. Download and install SZapp.

Android devices:

1. On your device, open the Play Store.
2. Search the Play Store for SZapp.
3. Download and install SZapp.



1. FIND YOUR ORGANISATION

Select your organisation's region.
Search for and select your organisation.

2. REGISTER A USER

Before you can add your school, you will need to register.



3. REGISTER A USER

Enter your email and name and then create a password.

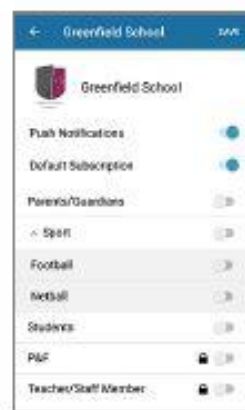
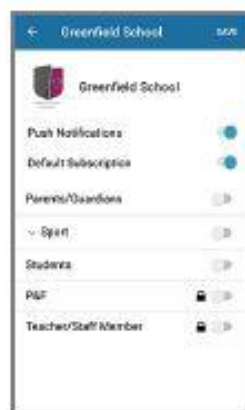


4. CONFIRMING YOUR EMAIL ADDRESS

Once registered you will be sent an email to confirm your email address. Open your mail program and click/tap the URL to confirm. Upon completion, you will then be shown a confirmation screen.

For any further information see:
<http://www.schoolzineplus.com/szapp>





5. ALLOWING PERMISSIONS

Upon installation of the update, you will be asked to allow access to storage on your device. This is required to ensure that SZapp can access the necessary files to store crucial data on your device.

Please click the affirmative options on each pop-up.

Note: The pop-up message you see may differ depending on your device.

6. MANAGING NOTIFICATIONS

Choose which group/s you would like to receive notifications from. Groups with arrows indicate that there are sub-groups which you can join.



HOME

The Home tab displays the most recent news item and links to important school information and tools.



FEED

The Feed tab shows a summary view of all news items which you have subscribed to.



MANAGE

The Manage tab allows you to customise what information shows in your news feed and what push notifications you will receive.